

Project Title

PYRAMID – Supply Chain Analytics

Project Lead and Members

- Tay Yeow Leng
- May Chew

Organisation(s) Involved

ALPS Pte Ltd

Healthcare Family Group Involved in this Project

Healthcare Administration

Specialty or Discipline

Supply Chain

Project Period

Completed date: Apr 2021

Aims

To provide interactive and analytical dashboards to monitor and analyse supply chain activities in a dynamic environment for the stakeholders

Background

See poster appended / below

Methods

See poster appended / below

Results

See poster appended / below

Lessons Learnt

See poster appended / below

Conclusion

See poster appended / below

Additional Information

Singapore Healthcare Management (SHM) Conference 2021 – Shortlisted Project
(Supply Chain Management Category)

Project Category

Care & Process Redesign, Quality Improvement, Job Effectiveness, Value Based Care,
Operational Management, Data Analytics, Logistics Management, Supply Chain,
Inventory Management, Technology, Digital Health, Data Analytics, Analytics

Keywords

Data Visualisation, Interactive Analytical Dashboard, H-Cloud

Name and Email of Project Contact Person(s)

Name: Tay Yeow Leng

Email: singaporehealthcaremanagement@singhealth.com.sg



Singapore Healthcare Management 2021

Tay Yeow Leng, ALPS
May Chew, ALPS



PYRAMID – Supply Chain Analytics

1 - BACKGROUND

The project aims to provide interactive and analytical dashboards to monitor and analyse supply chain activities in a dynamic environment for the stakeholders. Through data analytics and powerful visualisation, it communicates information to the user to command, control and coordinate activities within the PHI. Notwithstanding, such visualisation will enable a tact decision making spanning across supply chain planning to inventory management to delivery status to ensure supplies will reach the patient for continuity of care.

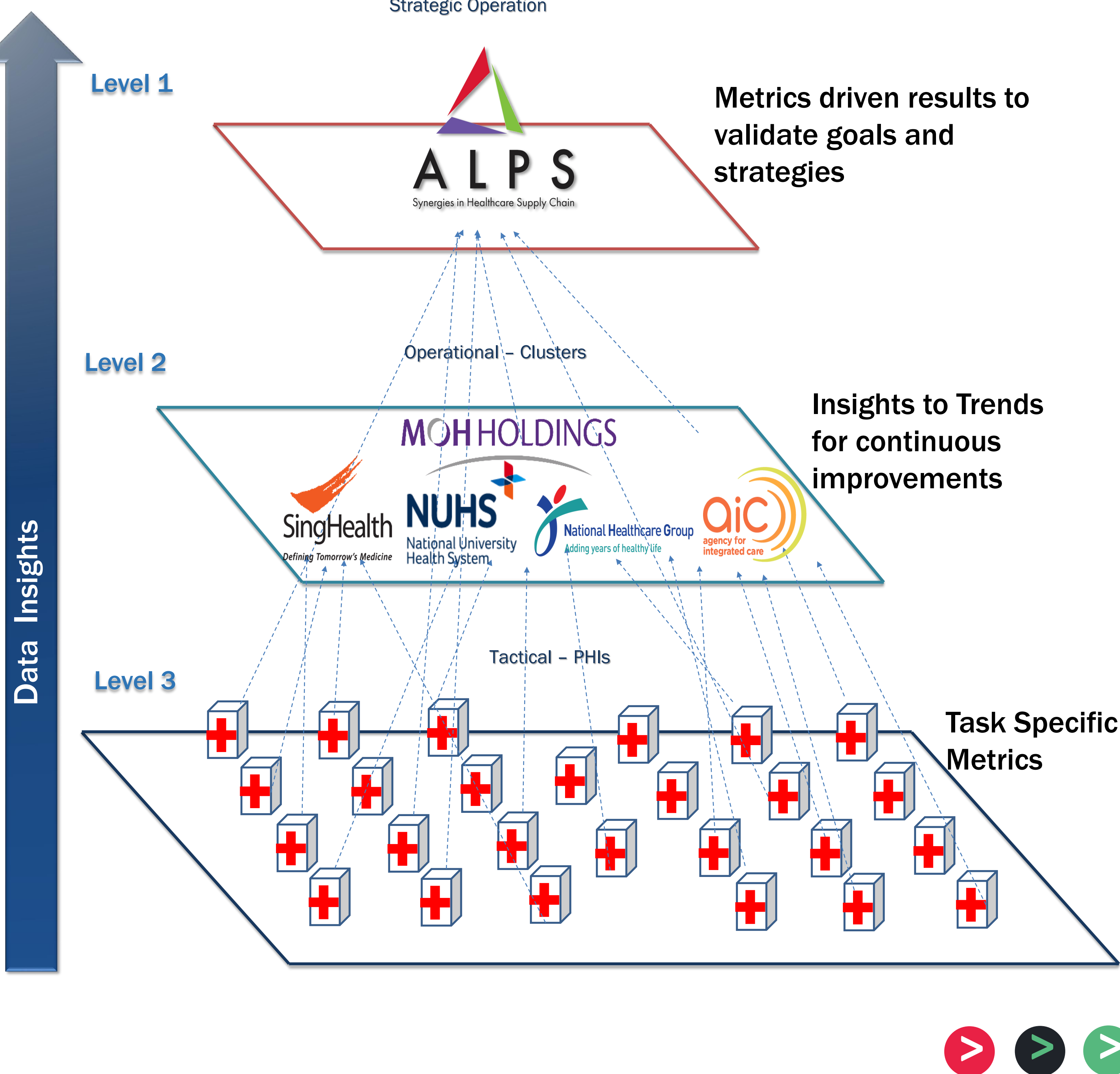
2 - METHODOLOGY

To maintain the agility of the dashboard, the team embarked on a journey to understand the operational requirements and challenges faced by the users during their course of work. Through understanding the logic, the team propelled forward through a series of sprint in refining the algorithm to unearth tactical advantages in graphical visualisation for an enhanced business decision making process.

3 - PAIN POINTS

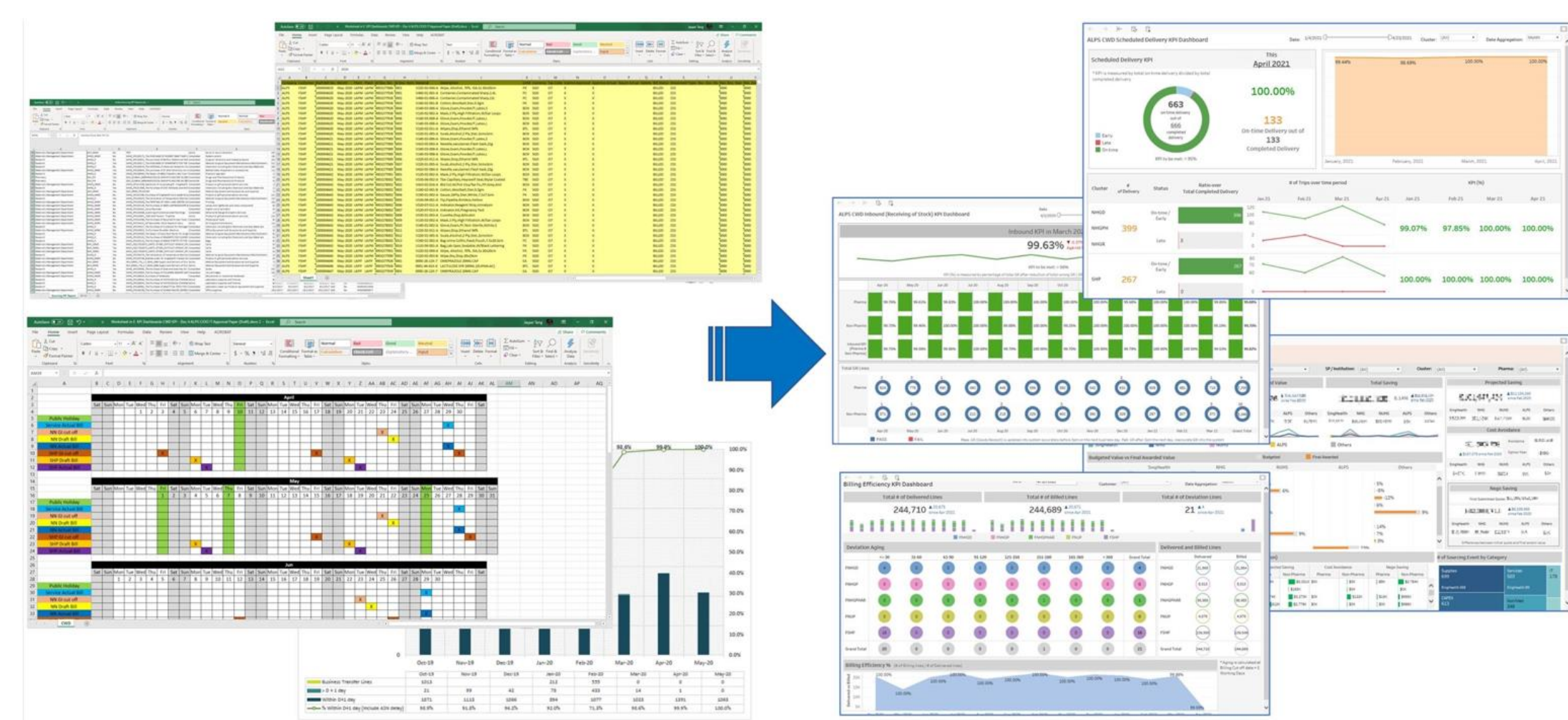
ALPS manually collate and prepare Key Performance Indicators (KPIs) reports via varied tools like Excel. The process involves laborious data preparation and consolidation. Due to lagging information transmission and visibility, it has resulted in inability to make quick decisions.

4 - FRAMEWORK



5 - AUTOMATION


PYRAMID eliminates manual data collation, improves data quality, and automates reporting to drive supply chain visibility.



One Stop Visibility for KPI Dashboards

Provides Visual Comparative Analysis

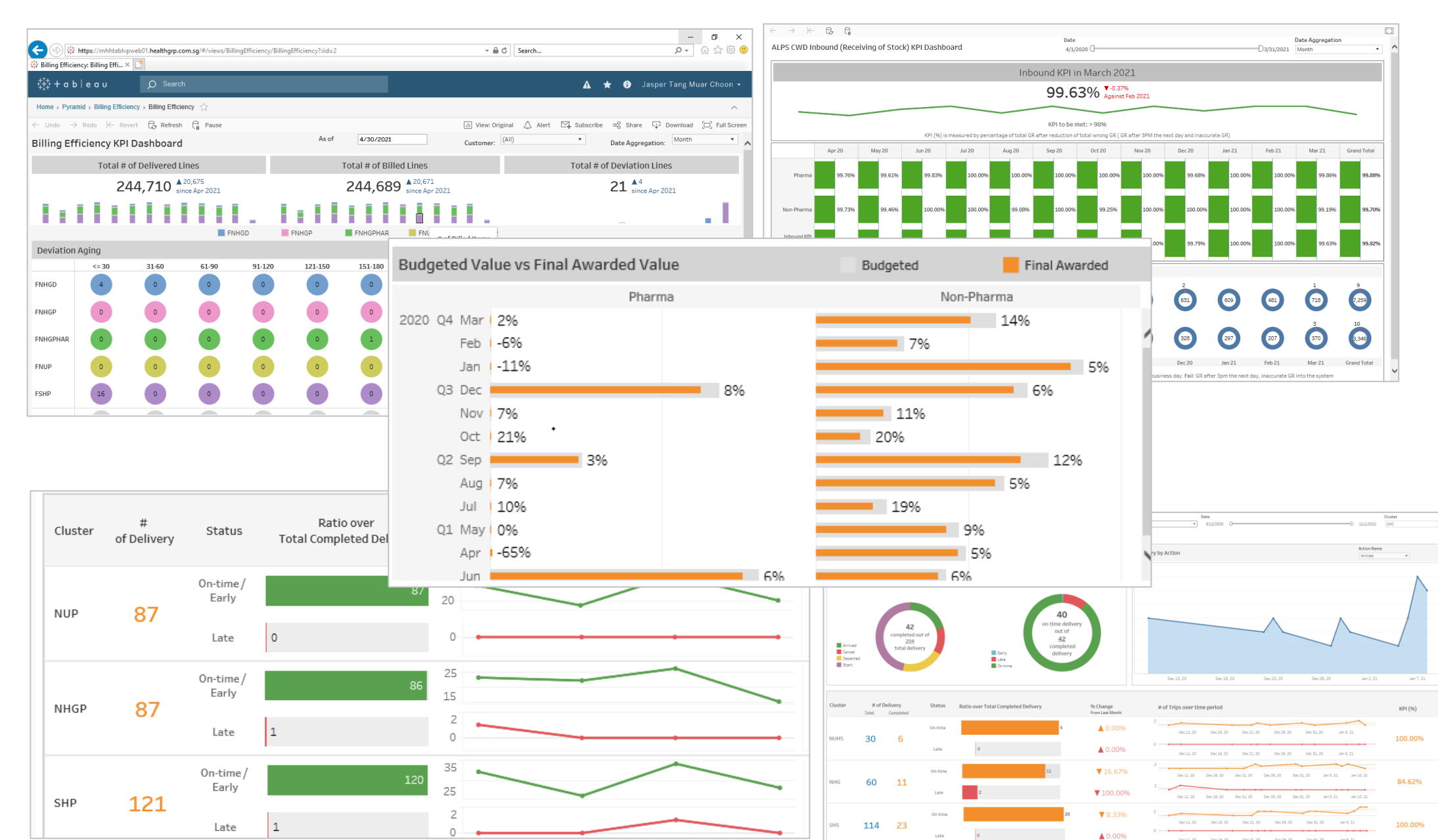
Dynamic Forecasting



6 - DASHBOARDS

The dashboard offers full visibility on the past and present supply chain performance while providing useful business intelligence for strategy formulation for future opportunities and mitigation of any possible risks.

The PYRAMID dashboard could be accessed via corporate laptop 24x7 for any timely intervention to any supply chain incidents.



SECURED

ACCESS CONTROL

24x7

7 - RESULTS

The interactive analytical dashboards named PYRAMID, was developed in-house and live since 19 April 2021. Hosted on H-Cloud, it provides a platform for users to generate visual information within the healthcare clusters. Just like the name suggest, PYRAMID will pull all data from various sources into a single analytical engine and push out multiple visualisation for the user to formulate strategies and plans to mitigate any possible risks like disruption of supplies.

8 - CONCLUSION

PYRAMID eliminates manual data collation, improves data quality, and automates reporting to drive supply chain visibility and solutions across the healthcare clusters and institutions. Further, it gives autonomy to users to leverage on these data to support an evolving healthcare environment while optimising the limited resources.